

A guide to using your MyCompass account



Your Online Health Records

The MyCompass Invitation

After visiting a Fort HealthCare location and providing a 4 digit PIN, you will receive an email invitation to join MyCompass with an access link.

From: MyCompass [mailto:noreply@forthealthcaremycompass.ighealth.com]
Sent: Wednesday, December 18, 2013 3:12 PM
To: Brandt, Teresa
Subject: Fort HealthCare invites you to join MyCompass

Outpatient's invitation to join Fort HealthCare's MyCompass patient portal has arrived! **To protect your health information there are only 90 days to register until this email invitation will expire, so please complete your registration now.**

You will create a Cerner Health Account and then connect to MyCompass with the PIN code you provided at a Fort HealthCare location. To complete this registration you will first need to (1) create a Cerner Health Account, and then (2) connect your Cerner Health Account with Fort HealthCare's MyCompass, and finally (3) use your MyCompass PIN code to verify your identity with MyCompass.

To register [Start Here](#) (If this link does not get you started, copy and paste the URL below into your address bar)

<https://forthealthcaremycompass.ighealth.com/ch-invites/61904b6096cc4125b31cc6d58381cc02>

Follow the steps online to:

- (1) Create a Cerner Health Account by selecting "Sign Up" on the first page and create your own user name and password (not your 4 digit PIN).
- (2) Approve MyCompass to connect with your Cerner Health account.
- (3) Verify your identity with MyCompass using the PIN code you provided at a Fort HealthCare location.

Once you are registered you may visit your account at <https://forthealthcaremycompass.ighealth.com/> to continue accessing Fort HealthCare's online health information services.

If you have trouble logging in or claiming this invitation, please call (877) 621-8014 for customer assistance. Support is available 24 hours a day, seven days a week!

You may also follow this link for more detailed information on how to [Get Connected to MyCompass](#). Here you will find additional information on connecting family members and loved ones into your account.

Note: Protecting the privacy of your health information is important to us so we have made this process very secure. The email provided to you by Fort HealthCare is confidential and the invitation will expire in 90 days.

MyCompass Invitation Process

The access link brings you to this page which provides a brief overview of how to get connected.

MyCompass

Welcome to MyCompass

MyCompass gives you easy access to the tools and services you need to manage your health and the health of your family. Use the real-time view into your hospital electronic health record to view and download information on all of your hospital interactions. Store that information along with your medications, allergies, conditions, emergency medical contact information, and other health-related items in a Cerner Health personal health record (PHR). Use the PHR to share information with trusted family members and create a long-term record of your health across all of your doctors and hospitals.



It's easy!

Follow this simple three-step process to create an MyCompass account. Begin by confirming your relationship to the person the account is being created for.

Are you Cerner?

Our records indicate that the information in this invitation belongs to Cerner. If you're Cerner, let us know. If you're not Cerner, but you manage Cerner's health, let us know that. If you manage Cerner's health, you will create your Cerner Health account first.

Yes, I am Cerner

No, but I manage Cerner's health

Access to login or create an account

MyCompass Invitation Process

The access link brings you to this page which provides a brief overview of how to get connected.

MyCompass

Verify Your Identity With Us

Provide the requested information to confirm your identity. Then create your personal health record and MyCompass account.



Verify Your Information

Complete Your Information.

What is Your Date of Birth?

Allows MyCompass to identify you

Shared secret: Year mother was born

You told this shared secret to Fort HealthCare so they can keep your account secure.

☐ I have read and accept the terms of use and privacy policy.

Next: Create Your Account

Cancel

Your 4 digit PIN is used to verify identity

MyCompass Invitation Process

The access link brings you to this page which provides a brief overview of how to get connected.

The screenshot shows the CernerHealth login page. At the top is the CernerHealth logo. The main heading is "Looks Like You Already Have an Account". Below it, a paragraph states: "If the email address below is yours, then you've probably already created a *Cerner Health* account. Try your password. If you can't remember it, use the [Forgot Password](#) link." Below this paragraph is a link: "Don't have an account? [Sign Up](#)". A diagram on the right side of the page shows two logos: "Fort HealthCare My Compass" and "Cerner Health". A dashed line connects them, with arrows indicating a two-way relationship. A red-bordered box is overlaid on the page with the text: "Access to create an account Or sign in with your existing account". At the bottom, there are input fields for "Email or username" (containing "pateint4@cerner.com") and "Password", a "Forgot Password?" link, and a green "Sign In" button.

Looks Like You Already Have an Account

If the email address below is yours, then you've probably already created a *Cerner Health* account. Try your password. If you can't remember it, use the [Forgot Password](#) link.

Don't have an account? [Sign Up](#)

**Access to create an account
Or
sign in with your existing account**

Email or username
pateint4@cerner.com

Password

[Forgot Password?](#)

Sign In

You then need to:

1. Enter your account information
2. Create your personal password
3. Security question
4. Agree to the terms of use

Then click 'Create Account'.

Why do you need so much information to sign up with *Cerner Health*?

The information you provide is used to create your *Cerner Health* account and to help ensure that *only you* can access your account in the future. Some information, such as gender and birth date, may also support specific clinical and health management functionality intended to help you manage your health. Your email address is the primary way to communicate with you and is used to send notifications as well as share important account information.

- *CernerHealth* FAQ

The screenshot shows the Cerner Health website's account creation interface. At the top, the CernerHealth logo is visible. The main heading is "First, Create a Cerner Health Account for Yourself". Below this, there is a link to "Fort HealthCare My Compass" and a "Sign in with Cerner Health" button. A dashed box highlights the "Sign in with Cerner Health" button and the "Fort HealthCare My Compass" link. The page is divided into two main sections: a registration form on the left and a "Terms of Use" section on the right. The registration form includes fields for First Name, Last Name, Email, Confirm Email, Date of Birth (with dropdowns for month, day, and year), Gender (with a dropdown), Username, Password, Confirm Password, Security Question (with a dropdown), and Answer. A checkbox for "I agree to the Cerner Health Terms of Use and Privacy Policy." is located at the bottom of the form, followed by a "Create Account" button. The "Terms of Use" section on the right contains the "Cerner Health Consumer Terms of Use" text, which includes sections on creating and accessing the account, establishing the account, and account information. A red line points from the text box on the left to the registration form.

CernerHealth

First, Create a Cerner Health Account for Yourself

Fort HealthCare My Compass

Already have a Cerner Health account? Go ahead and sign in.

Sign in with Cerner Health

First Name

Last Name

Email

Confirm Email

Date of Birth

Gender

Why do we need your birthday and gender?

Username

Your URL: <https://cernerhealth.com/username>

Password

Passwords must be at least six (6) characters long. [Learn more.](#)

Confirm Password

Security Question

Answer

I agree to the Cerner Health Terms of Use and Privacy Policy.

Create Account

Terms of Use

Cerner Health Consumer Terms of Use

Cerner Health is offered to you by Cerner Corporation ("Cerner"). Your use of Cerner Health is governed by these terms of use ("Terms"). If you do not agree to these terms of use, you may not establish or use a Cerner Health account. By using or accessing Cerner Health you agree to be bound by these Terms.

1. Creating and Accessing Your Account. You must be at least 18 years old to establish a Cerner Health account. You may not permit any other person to access your Cerner Health account using your user name and password. The security of your password and the use of your account is your responsibility. If you learn or suspect that your user name or password has been wrongfully used or disclosed, you should promptly notify us and immediately reset your password.

Establishing a Cerner Health account allows you to create and maintain one or more personal health records. Such personal health records shall be part of your Cerner Health account for purposes of these Terms.

2. Your Account Information. You are responsible for ensuring all information in your Cerner Health account is current, accurate, and complete. Due to various federal and state regulations, certain categories of a Minor's health information have been identified as

Getting to MyCompass is easy from **FortHealthCare.com/MyCompass**. Then, select the MyCompass sign-in button and begin navigating your health.



The screenshot shows the Fort HealthCare website. At the top, there is a navigation bar with links: Home, Mission, MyCompass, Find A Doctor, Careers, Classes, Online Bill Pay, and Contact Us. Below this is a search bar and a "NEWS ROOM" button. The main content area features three tabs: "HEALTH IN OUR COMMUNITIES", "HEALTH, WELLNESS AND YOU", and "HEALTH IN THE WORKPLACE". Below these tabs is a banner for "Access Health Records Anywhere" with a photo of a woman holding a baby. To the right of the banner is the "MYCOMPASS LOGIN" section. This section includes instructions for first-time users (requiring a 4-digit PIN and email invitation) and a link to "Frequently Asked Questions?". It also has a "Login Here:" link and a "My Compass" button with the tagline "Navigate Your Health." and a "Step by Step Registration Guide" link. Below this is a section for "OUR PARTNER IN MYCOMPASS: CERNER HEALTH" with a Cerner logo and a link to "here". At the bottom, there is a section for "SAFEGUARDING YOUR" which is partially cut off.

Fort HealthCare
FOR HEALTH.

611 Sharman Avenue East, Fort Atkinson, WI 53538 | (920) 568-5000 |
La línea de mensajes | (920) 568-5001 |

Search... Go NEWS ROOM

HEALTH IN OUR COMMUNITIES HEALTH, WELLNESS AND YOU HEALTH IN THE WORKPLACE

As Prescribed Blog | Services | Schedule a Mammogram | Register for Classes | Health365Events.com | Free Screenings | Support Groups

Edit Page

Access Health Records
Anywhere

Online Health Records

MyCompass from Fort HealthCare convenient and secure way for you to schedule appointments, request prescription refills, review test results, message your primary care provider and do much more!

Through MyCompass you have secured access to your electronic health record. MyCompass allows you to easily access your most important health information. With MyCompass you can schedule appointments, review test results, request prescription refills and much more - anywhere and anytime there is internet access.

An invitation to join MyCompass is created when you visit your Fort Medical Group physician or a Fort HealthCare service. Please be sure to bring along your photo ID. When registering to you'll receive a temporary PIN (Personal Identification Number). Then, you'll receive an email requesting your confirmation when you create a secure login. Then you can share health-related messages in this secure setting with your healthcare providers.

More information on how to Get Connected to MyCompass is available here.

MYCOMPASS LOGIN

First time MyCompass users require a 4 digit PIN provided at most Fort HealthCare locations and an email invitation that allows for sign up.
[Frequently Asked Questions?](#)

Already a MyCompass user?
Login Here:

My Compass
Navigate Your Health.

[Step by Step Registration Guide](#)

OUR PARTNER IN MYCOMPASS:
CERNER HEALTH

Fort HealthCare is proud to partner with Cerner Health. Learn more [here](#).

Cerner

SAFEGUARDING YOUR

MYCOMPASS LOGIN

First time MyCompass users require a 4 digit PIN provided at most Fort HealthCare locations and an email invitation that allows for sign up.

[Frequently Asked Questions?](#)

Already a MyCompass user?
Login Here:

My Compass
Navigate Your Health.

[Step by Step Registration Guide](#)

Use your secure identity to sign into your MyCompass health record from any internet access.



**Fort HealthCare
My Compass**

Email address or username
robert.johnston@forthc.com

Password
•••••

[Forgot password?](#)

 Sign In [Cancel](#)

Secure health identity provided by:

 **CernerHealth**

Fort HealthCare uses *Cerner Health* to provide a secure username and password used to access your patient record information. Use this account to sign in whenever you see the *Cerner Health* logo.

Home Page

In MyCompass patients find access to their health information. Here you

may access –

- ✓ My Health Record
- ✓ My Messaging
- ✓ My Appointments
- ✓ Health365 eNews
- ✓ Share Your Record
- ✓ Your Immunization Registry
- ✓ Documented Allergies
- ✓ Latest Results
- ✓ FAQs
- ✓ Schedule an Appointment
- ✓ Educational Links and Helpful Articles
- ✓ Send a Secure Message

FortHealthCare.com

bill test | Sign Out



My Health Record



My Messaging



My Appointments



Health365 eNews



Share This Record



WI Immunization Registry



Bill zzztest
Change person



Allergies: No allergies recorded



Latest Results

Height/Length Measured English 68.9 inch(es)
July 15, 2014

Weight Measured English 209.44 lb
July 15, 2014

Body Mass Index Measured 31 kg/m2
July 15, 2014

Body Mass Index Measured 31 kg/m2
July 15, 2014

Temperature Oral 98.1 DegF
July 15, 2014 Normal: 98.4 DegF - 99.1 DegF

Diastolic Blood Pressure 92 mmHg ↑
July 15, 2014 Normal: 60 mmHg - 90 mmHg

Systolic Blood Pressure 139 mmHg
July 15, 2014 Normal: 90 mmHg - 140 mmHg



Welcome to MyCompass- your direct link to your very own personal electronic health record at Fort HealthCare. With MyCompass, you can manage many of your healthcare issues - easily, immediately, accurately and securely via 24/7 online access. Send messages to participating providers, request prescription refills, review test results, request new appointments and review much of your personal health information. MyCompass empowers patients toward greater involvement, partnership, responsibility and voice in their health - which benefits you, your loved ones and our community.



Frequently Asked Questions



Schedule an Appointment



View Educational Links and Helpful Articles




Send a Secure Message


My Health Record:


In this section you may see your clinical summary, test results, discharge documents, medication lists, procedures and download records.


- ☐ Providers have up to 36 hours to review and release test results.
- ☐ Results for HIV, STD, Pregnancy, Pathology, Radiology and testing for cancer related conditions (CEA,CEA125) are not provided in MyCompass. Providers will inform patients of these clinical results personally.


You may easily see your current medications and request renewals with the 'Renew' button. View your Immunizations to ensure you are current.



My Health Record



My Messaging



My Appointments



Health365 eNews



Share This Record



WI Immunization Registry





**Bill zzztest**
Change person


**My Clinical Summary**

**My Results**


**My Discharge Documents**

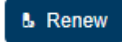
**My Medications**

**My Procedures**

**View/Download Record**

The information provided below reflects the information in the electronic medical record. Medications and Allergies show only current information - they do not display past medications or allergies.

**Current Medications**[Learn More](#)



digoxin 125 mcg (0.125 mg) oral tablet

Dose: 1 tab(s)
Frequency: Daily
Route: Oral

Ordered By: Brodie MD, Jonathan J
Date Started On: March 25, 2013

aspirin buffered 325 mg oral tablet


Dose: 1 tab(s)
Frequency: Daily
Route: Oral

Date Started On: March 20, 2013

Vitamin B12 1000 mcg/mL injectable solution

Dose: See Instructions

Date Started On: Jan. 1, 2013

**Immunizations**

human papillomavirus vaccine


Date Received: April 25, 2013

tetanus/diphtheria/pertussis, acel(Tdap)

Date Received: Dec. 4, 2012

tetanus/diphtheria/pertussis, acel(Tdap)

Date Received: Dec. 4, 2012

Fort HealthCare
My Compass
Navigate Your Health.

10

My Messaging

Here you may send and receive messages with your care provider over a secure network.

Health Maintenance Reminders will help keep you up to date on suggested preventative healthcare practices.

The screenshot displays the Fort HealthCare My Compass web interface. At the top, a navigation bar includes links for 'Dashboard', 'bill test', and 'Sign Out'. Below this, a row of icons represents various services: 'My Health Record', 'My Messaging' (highlighted with a red box), 'My Appointments', 'Health365 eNews', 'Share This Record', and 'WI Immunization Registry'. The main content area features the 'Fort HealthCare My Compass' logo. Below the logo, a red-bordered box highlights the 'Inbox' section, which includes a 'Send a message' button and a note stating 'The inbox contains updates or responses received from care providers.' Below this box, a list of 'Health Maintenance Reminder' messages is shown, each with a date and time. The footer contains three columns of links for health record questions, account questions, and the Fort HealthCare Directory.

FortHealthCare.com Dashboard | bill test | Sign Out

My Health Record My Messaging My Appointments Health365 eNews Share This Record WI Immunization Registry

Fort HealthCare My Compass

Inbox Send a message

Sent Items The inbox contains updates or responses received from care providers.

Arrange by

Health Maintenance Reminder HEALTHCARE, FORT → Bill zzztest	Nov. 14, 2013 2:39 p.m. CST
Health Maintenance Reminder HEALTHCARE, FORT → Bill zzztest	Aug. 15, 2013 2:32 p.m. CDT
Health Maintenance Reminder HEALTHCARE, FORT → Bill zzztest	June 6, 2013 11:02 p.m. CDT

Questions about your health record?
Contact your healthcare team.

Questions about your account?
Support is available any time at 1 (877) 621-8014.

Fort HealthCare Directory
Click [here](#) for access to the most current Medical Staff and Provider directory information.

My Appointments

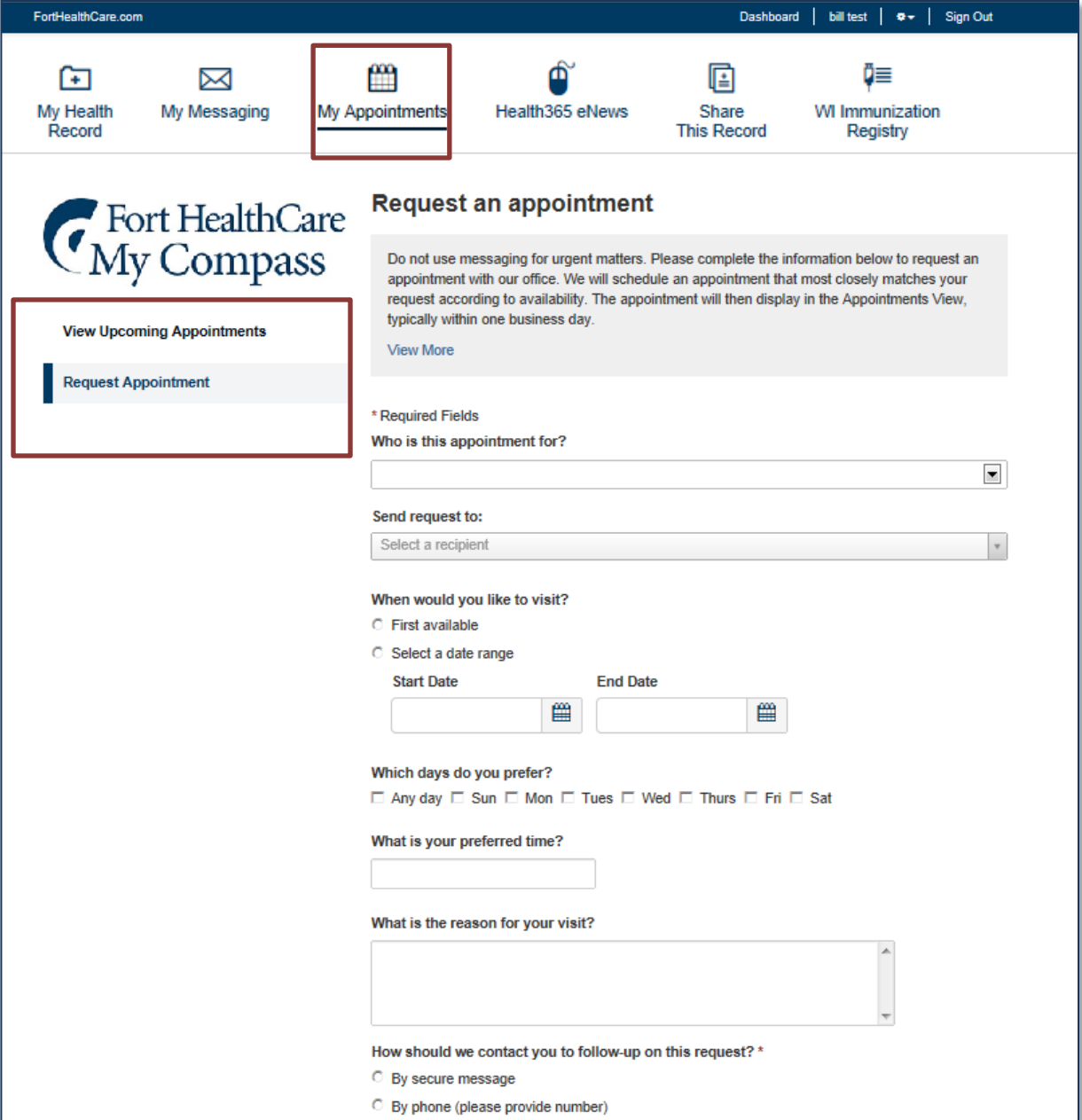
✓ View Upcoming Appointments

- Upcoming appointments may be viewed and added to a personal calendar. Important pre-appointment instructions may also be provided here.

✓ **Requests, Rescheduling and Cancelling** appointments are made simple in the My Appointments section.

Appointment requests require users to select a preferred clinician and provide a first and second choice for appointment times.

Appointments within the next 24 hours most likely will not be cancelled. Patients should call the appropriate office.



FortHealthCare.com

Dashboard | bill test | Sign Out

My Health Record | My Messaging | **My Appointments** | Health365 eNews | Share This Record | WI Immunization Registry

Fort HealthCare My Compass

View Upcoming Appointments

Request Appointment

Request an appointment

Do not use messaging for urgent matters. Please complete the information below to request an appointment with our office. We will schedule an appointment that most closely matches your request according to availability. The appointment will then display in the Appointments View, typically within one business day.

[View More](#)

* Required Fields

Who is this appointment for?

Send request to:

Select a recipient

When would you like to visit?

☐ First available

☐ Select a date range

Start Date End Date

Which days do you prefer?

☐ Any day ☐ Sun ☐ Mon ☐ Tues ☐ Wed ☐ Thurs ☐ Fri ☐ Sat

What is your preferred time?

What is the reason for your visit?

How should we contact you to follow-up on this request? *

☐ By secure message

☐ By phone (please provide number)

FortHealthCare.com

Dashboard | bill test | Sign Out

My Health Record


My Messaging

My Appointments

Health365 eNews

Share This Record

WI Immunization Registry



Fort HealthCare
My Compass

View Upcoming Appointments

Request Appointment

Health365 eNews

Is where you may sign up to receive our monthly eNewsletter with rich information on health topics that everyone can benefit from.

We share current health related topics, local events, classes, seminars and healthy recipes too.

FortHealthCare.com

Dashboard | bill test | Sign Out

My Health Record


My Messaging

My Appointments

Health365 eNews

Share This Record

WI Immunization Registry



Fort HealthCare
My Compass

View Upcoming Appointments

Request Appointment

Share This Record

Takes you to your *Cerner Account* where caregivers, guardians, spouse may be invited to share your record.

This is also where children 14 and older would invite their parent or guardian to access their record.

who is this appointment for ?

FortHealthCare.com

Dashboard | bill test | Sign Out

My Health Record | My Messaging | My Appointments | Health365 eNews | Share This Record | WI Immunization Registry

Fort HealthCare My Compass

View Upcoming Appointments

Request Appointment

Returning to the Dashboard

You may always go back to your Health Record Dashboard (main page) using the Dashboard link in the menu at the top of your My Compass page.

* Required Fields

Who is this appointment for?



FAQs:

Q: How are staff to handle MyCompass if the patient is a minor?

A: *If the patient is under 14, we use the parent's email. Access to MyCompass by the parent is denied when a child turns 14 and the parent is notified. Children 14 years and older may give their parents proxy access to their MyCompass account, just as adults may.*

Q: Can the patient's Power of Attorney (POA) set up MyCompass on behalf of the patient and use their own personal e-mail address?

A: *Yes. A patient's POA guardian may receive an email invite.*

Q: Is MyCompass available to patients without a Fort Medical Group primary care provider?

A: *Yes. We prefer enrollees to have a Fort Medical Group provider, though it is not necessary.*


These and more answers may be found using the FAQ link below.


Nov. 22, 2013


Temperature Oral 36.7 DegC
Nov. 22, 2013 Normal: 35.8 DegC - 37.3 DegC


Respiratory Rate 18 br/min
Nov. 22, 2013 Normal: 14 br/min - 20 br/min

Diastolic Blood Pressure 80 mmHg
Normal: 60 mmHg - 90 mmHg

 **Frequently Asked Questions**

 **View Educational Links and Helpful Articles**

 **Schedule an Appointment**

 **Send a Secure Message**

Thank you for using MyCompass.



Your Online Health Records